



Sportive Rules
DRESS CODE

Version : 1.1

Date : 22/11/2019

Author(s) : Katalin KIS

Date of WRRC Presidium approval: 30/11/2019

Visa :

on behalf of WRRC Presidium
Mr. Patrice DE LA TORRE
WRRC VP Legal Affairs

This booklet may not be reproduced or translated in whole or in part in any manner without the permission of The World Rock'n'Roll Confederation Presidium.

Version	Description of modifications
1.0	Rewritten version & <ul style="list-style-type: none">- 2.1 All requirements and recommendations must be respected from the entrance to the get out of the stage.
1.1	<ul style="list-style-type: none">- § 2 : <i>Athletes may not use religious symbols.</i>- § 2 : <i>It is allowed to display (maximum 2) sponsorship logo(s). Logo(s) must be tastefully displayed and appropriately sized – max. 2,5 cm x 8 cm.</i>- § 2 : <i>Makeup is NOT ALLOWED in Children category.</i>- § 3 : Male partner pictures- § 4 : New pictures- § 5 : Dress code for BW

SUMMARY

1 DRESS-CODE FOR WRRC-OFFICIALS..... 4

2 WRRC DRESSCODE FOR ALL COMPETITORS IN ALL ACROBATIC ROCK'N'ROLL DIVISIONS AND AGE-GROUPS..... 4

3 INTIMATE PARTS..... 6

4 RULES 7

5 DRESS-CODE FOR COMPETITORS IN ALL BOOGIE WOOGIE DIVISIONS AND AGE-GROUPS..... 11

1 DRESS-CODE FOR WRRC-OFFICIALS

1.1 In all competitions granted under these **Rules**, Supervisors, Observers, Judges, Scrutineers and all other officials (including, but not limited to, any speaker, chairperson or other manager) serve as a team and shall dress or costume as follows:

1.1.1 **Men:** black business suit, dress shirt, WRRC necktie, black dress shoes without decoration;

1.1.2 **Women:** black business suit with either skirt (covering the knees) or trousers, dress blouse or black cocktail dress, and WRRC scarf or tie.

1.2 On World- and Continental-Championships and on WDSF or together with WDSF organized competitions the WDSF Dress- Code for officials will apply.

WDSF DRESS-CODE: in addition to WRRC DRESS-CODE

Men: white dress shirt with WRRC necktie.

Women: white dress blouse, WRRC scarf or tie.

2 WRRC DRESSCODE FOR ALL COMPETITORS IN ALL ACROBATIC ROCK'N'ROLL DIVISIONS AND AGE-GROUPS

2.1 This Dress Code is valid during the whole of the dance or acrobatic program. All requirements and recommendations must be respected from the entrance to the get out of the stage.

2.2 The dress of all competitors shall be in good moral taste and suitable for the individual dance division and not carry any symbol which may be considered offensive. Athletes may not use religious symbols.

2.3 Clothing may reflect the character of the dance and the music. Clothing that conveys a vulgar, sexual, morbid or violent image, and generally deviates from the values of sport, is forbidden.

2.4 Costumes, special effects and accessories, which take away the attention from the performance too much are forbidden.

2.5 It is allowed to display (maximum 2) sponsorship logo(s). Logo(s) must be tastefully displayed and appropriately sized – max. 2,5 cm x 8 cm.

2.4 For safety reasons clothing and accessories taken onto the dance floor must not be intentionally thrown away there.

2.5 Because of safety reasons all body jewellery, including necklace, hanging or large earrings, not covered piercing is forbidden. Large holes left from piercings should be covered with tape.

2.6 Ladies' and girls' dress and makeup must be appropriate for their age and level of competition which is being danced.

Makeup is NOT ALLOWED in Children category.

Face painting is forbidden, only stage makeup is allowed.

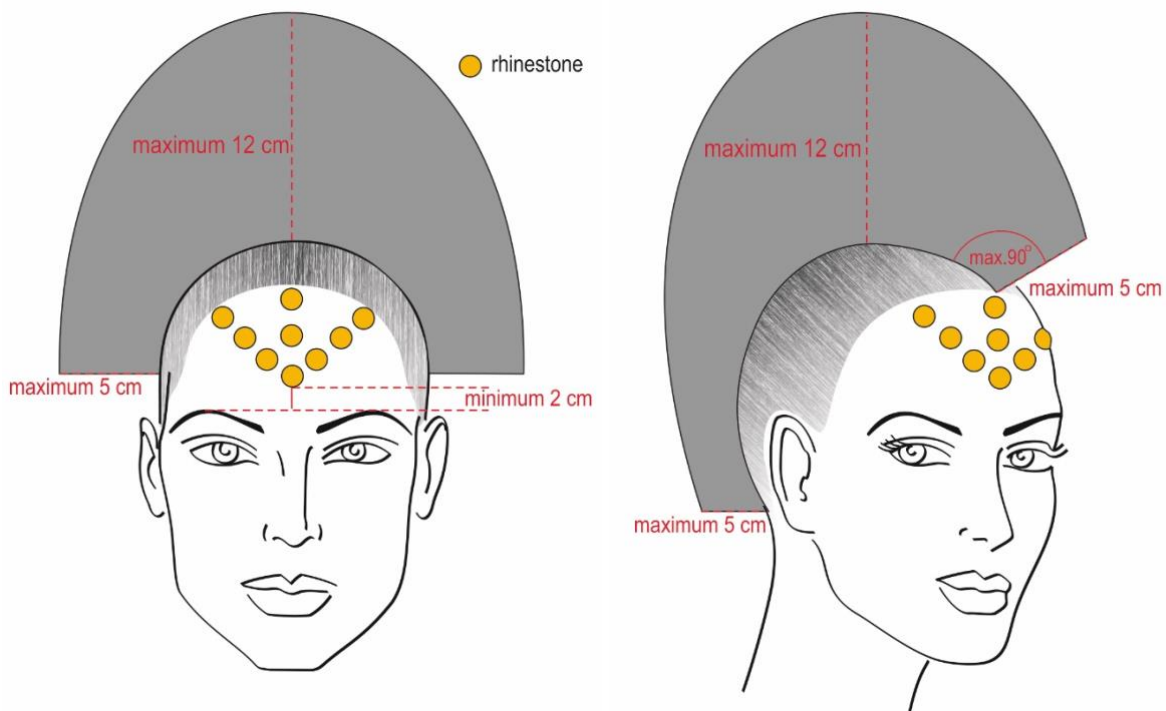
Application of rhinestones are accepted at least 2 cm from eyebrow (picture 1) in all categories – except Children.

Following accessories are not allowed: hats, baseball-caps, helmets etc, knee- and elbow-protectors.

Exceptions:

“Design hat” (smaller than 10cm x 10cm x 10 cm) is allowed in Girls Formation and Ladies Formation.

Headgear is allowed ONLY in Girls Formation and Ladies Formation. The maximum dimensions of the headgear are shown in the picture 1. It must be made of soft material or hair.



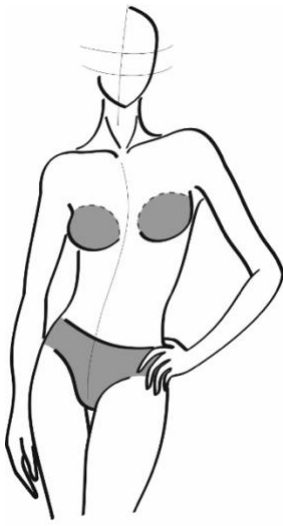
Picture 1

3 INTIMATE PARTS

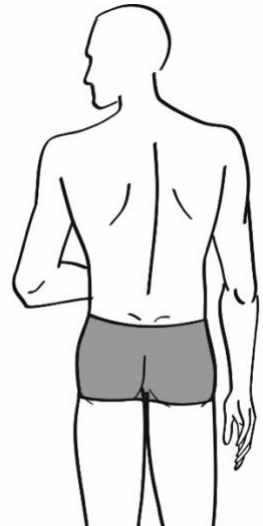
The athlete's costume must cover the intimate parts. (see pictures 2 & 3)

- buttocks, bust and pubic areas.

The intimate parts of the body must be covered with non-transparent material of any color except skin color.



Picture 2



Picture 3



Picture 4



Picture 5

4 RULES

For **FEMALE** partner:

- Tangas are NOT ALLOWED.
- Skin color panties are NOT ALLOWED.
- Breasts must be covered with not transparent material (as it is on the pictures), skin color is NOT ALLOWED.

HIP LINE: panties top line (height)

Straight horizontal line, top of line between buttocks muscles (interlineal line) **must not** be visible.

PANTY LINE: panties bottom line (height)

The panties' hip line should be high enough to completely cover the vertical crease between the buttocks.

The panties should cover the entire buttock in the back-side (see pictures 2 & 5). In the front, the panty line should follow the line between the body and flexed leg. (see picture 4)

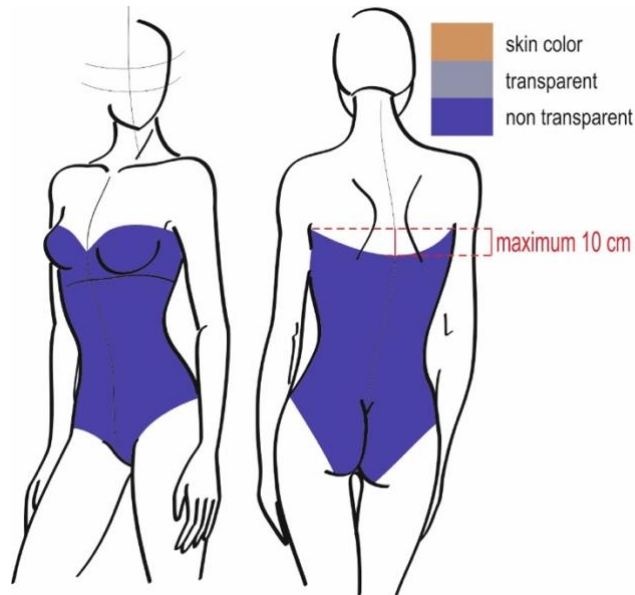
The distance from the hip line to the panty line should be at least five (5) centimetres when measured from the side.

The dancers should make sure their costumes fit properly, as ill-fitting shorts or panties can wedge or otherwise expose the buttock in a way that is prohibited.

Legs: Fishnet stockings are allowed only in skin color for Rock'n'Roll Children, Juveniles, Juniors, Juniors and Girls formations.

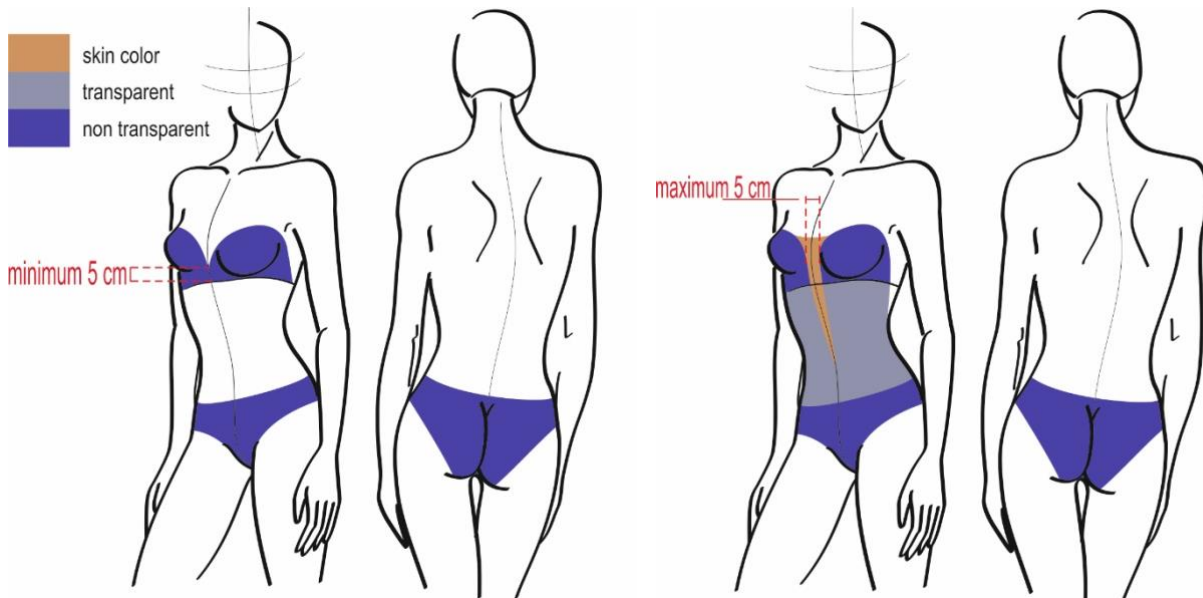
Following illustrations (see pictures 6, 7 & 8) are examples of the minimum covered parts of the body.

Children, Juveniles, Juniors, Girls Formation, Junior Formation



Picture 6

Main Class Free Style, Main Class Contact Style, Couple Dance Show, Main Class Formation, Ladies Formation



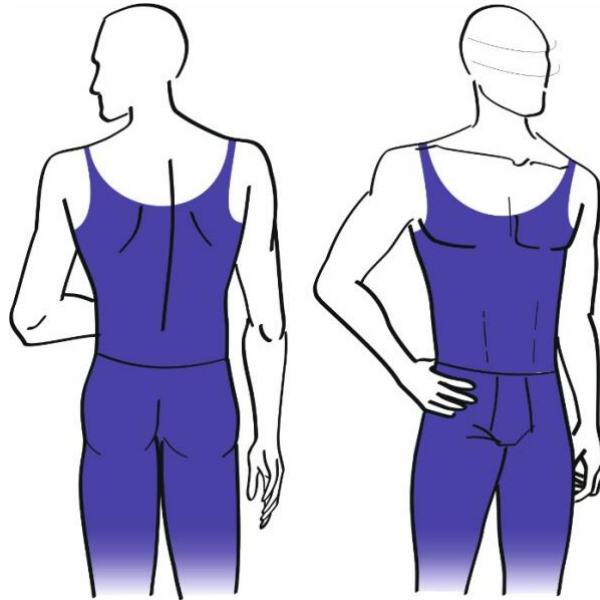
Picture 7

Picture 8

For **MALE** partner:

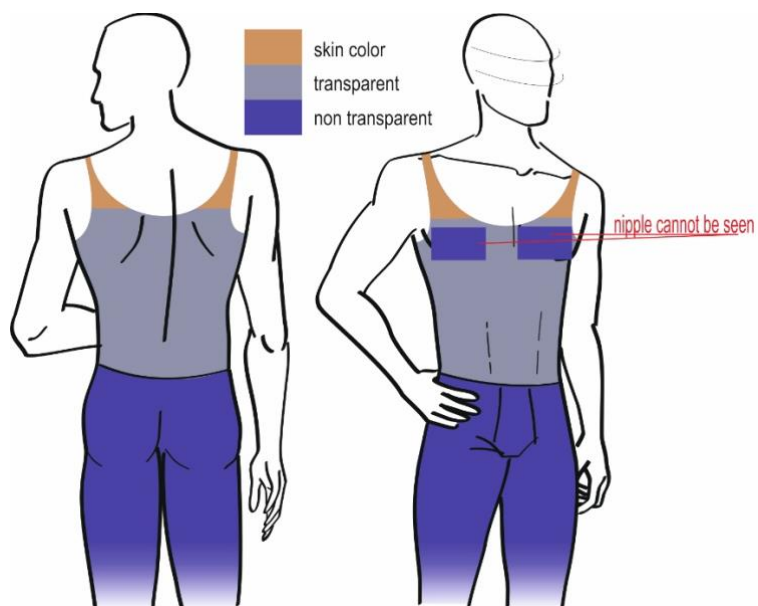
- Only long trousers are **ALLOWED**.
- Skin colour shirt/top is **NOT ALLOWED**.
- Nipples must be covered with not transparent material (as it fits to the costume's design), skin color is **NOT ALLOWED**.

Children, Juveniles, Juniors, Junior Formation



Picture 9

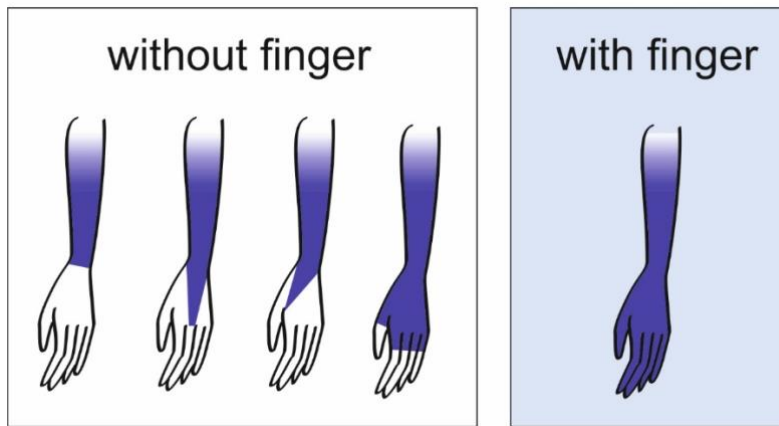
Main Class Free Style, Main Class Contact Style, Couple Dance Show, Main Class Formation



Picture 10

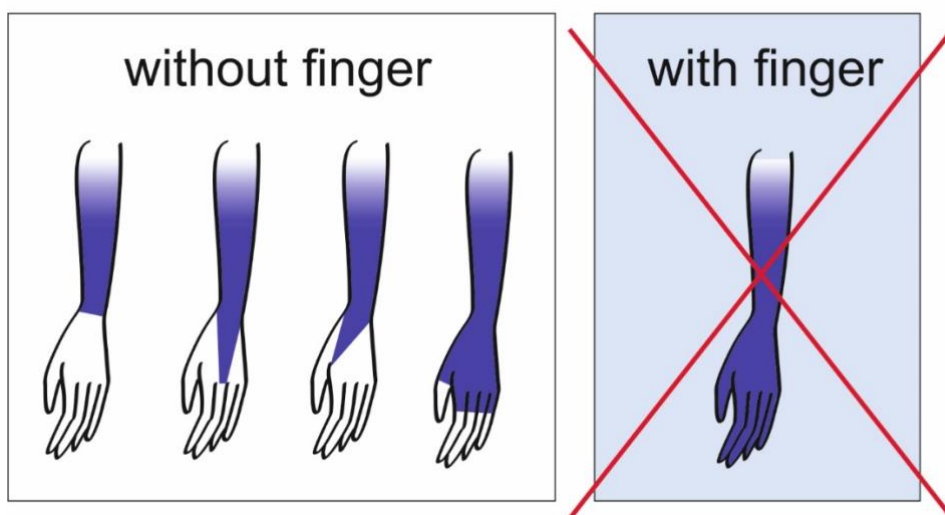
Gloves and sleeves (female and male)

Children, Juveniles



Picture 11

Main Class Free Style, Main Class Contact Style, Couple Dance Show, Juniors, Main Class Formation, Junior Formation, Ladies Formation, Girls Formation



Picture 12

5 DRESS-CODE FOR COMPETITORS IN ALL BOOGIE WOOGIE DIVISIONS AND AGE-GROUPS

5.1 The Dress-Code rules are valid during the whole dance in all rounds. All requirements and recommendations must be respected from the entrance until you leave the stage.

5.2 Costumes

- a. All costumes for all competitors shall be in good moral taste and suitable for the individual dance division and not carry any symbol which may be considered offensive.
- b. Clothing that conveys a vulgar, sexual, morbid or violent image, and generally deviates from the values of sport, is forbidden.
- c. Clothing should reflect the character of the dance and the music.
1930s-1950s Vintage Clothing is preferred.
- d. Appropriate length of all skirts/dresses (not more than 15 cm above the knee) must be complied.
- e. Jeans, sport caps and sport shorts are not allowed.

5.3 Accessories

- a. All accessories that belongs to the costume like hats, caps, handbands, belts, small bracelets, necklaces and jewelrys are allowed if they are securely attached.
- b. Small earrings like pearls and stones are allowed.
- c. No earrings that hang and endanger the participants is allowed.

5.4 For safety reasons clothing and accessories taken onto the dance floor must not be intentionally thrown away there.

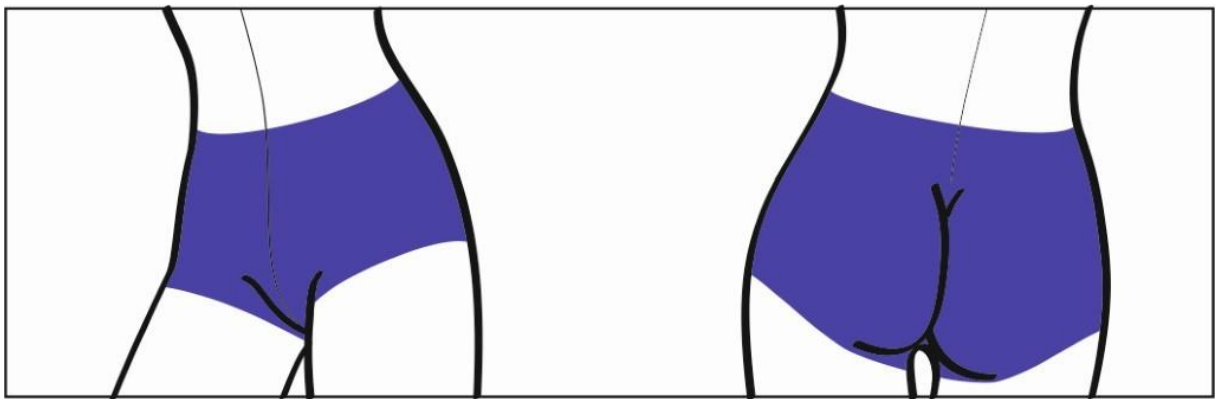
- a. If the accessory or a part of clothing is about to accidentally fall off, it is allowed to remove it without throwing it into other dancers performing on stage. Any loose objects must be removed from the stage immediately after the round by the athlete him/her-self.

5.5 It is allowed to display (maximum 2) sponsorship logo(s). Logo(s) must be tastefully displayed and appropriately sized – max. 2,5 cm x 8 cm.

5.6 Following illustrations (picture 13-16) are examples of the minimum covered parts of the body.

For FEMALE dancers

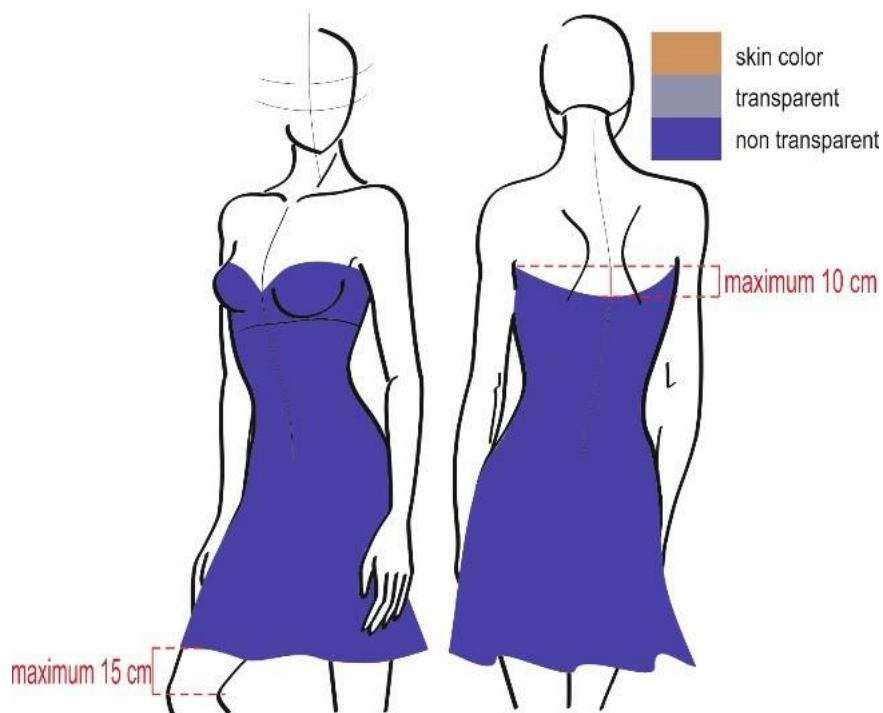
- Tangas are NOT ALLOWED.
- Skin color panties are NOT ALLOWED.
- The panties should cover the entire buttock in the back-side. In the front, the panty line should be at least 2 cm from the line between the body and flexed leg (picture 13).
- The distance from the hip line to the panty line should be at least 15 centimeters when measured from the side.



Picture13

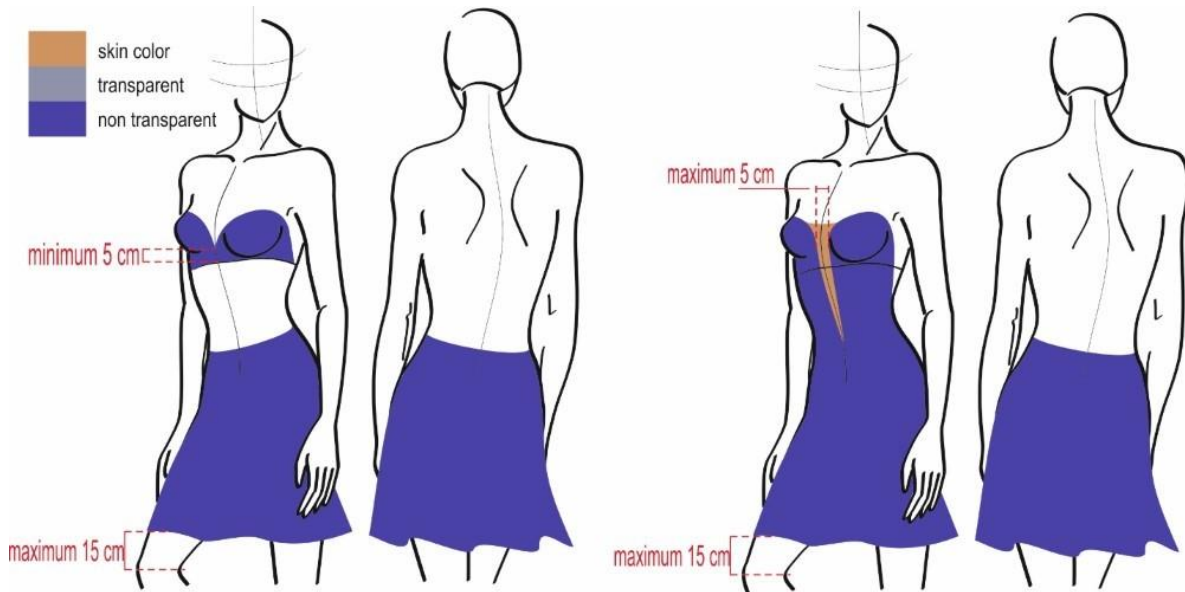
- Breasts must be covered with not transparent material (as it is on the pictures 14,15,16), skin color is NOT ALLOWED.
- both trousers and skirts are ALLOWED in all rounds

Juniors



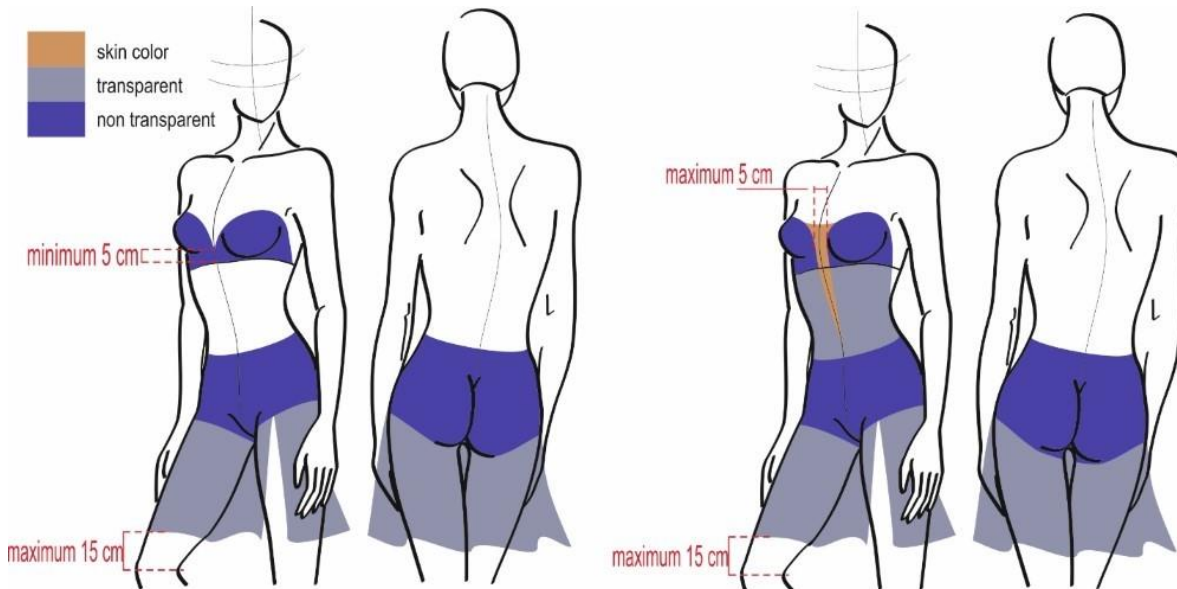
Picture14

Main Class fast, Senior fast, Formation



Picture15

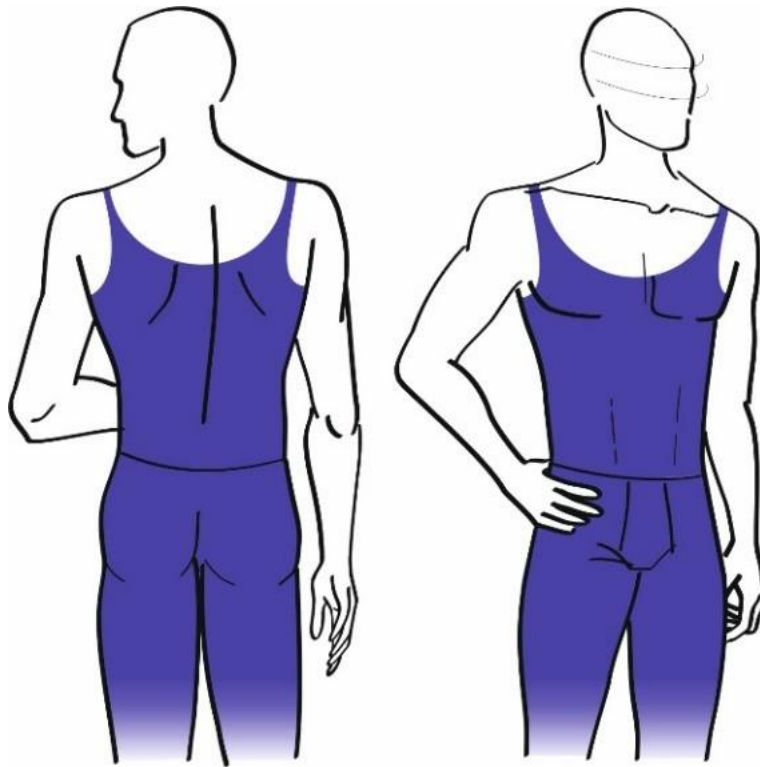
Main Class slow, Senior slow



Picture16

For MALE dancers:
Juniors, Main Class, Senior

- Only long trousers are ALLOWED.
- Skin colour shirt/top is NOT ALLOWED.



Picture17



This booklet may not be reproduced or translated in whole or in part in any manner without the permission of The World Rock'n'Roll Confederation Presidium.
